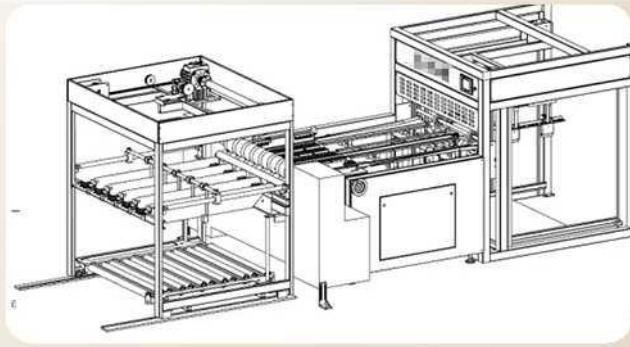


SINGLE GANG SLITTING MACHINE



	0.15-0.5
Maximum width of sheet	1050
Minimum width of sheet	400x400
Max cutting quantity(pcs):	6
Production capacity (pcs per	0-50
Motor power (kw):	4.5
compressed air(bar):	4-6
Size (mm):	6000x1600x1800
Weight (kg):	2500''



advantage of the equipment

1, feeding rack

The maximum load is 3 tons, the iron feeding belt automatically rises, the last sheet automatically lowers, the left and right limited adjustments are centered, the magnet and the fan are divided into sheets, the double sheet detection, there is a brake motor, and a suction tube for fast printing iron;

2, Conveying correction platform

Use stainless steel and movable wheels ribs, hand-operated side gauges on both sides, correction of the inclination angle of the fixed belt on one side, fine adjustment, etc., including conveying motor, chain spring pusher, baffles on both sides, feeding platform

3, Round knife machine

The round knife provides horizontal feet, electronic adjustment ruler, and sidewall support;

4, collecting rack

The maximum load-bearing capacity is 3 tons, the material is discharged with a roller, the pile is automatically lowered, there is a brake motor, a pulley walking track is convenient for round knife sharpening, there is an anti-scratch 2.2kw fan wind bag, etc., general slitting and trimming;

Note: The number of strips is at most 6, and the strip width is not less than 160mm;

5, Adopt Huichuan PLC controller and intelligently develop the control system independently.

6, The performance of the equipment is stable, reliable, easy to operate and maintain, and no leakage is allowed.

7, Ensure that the circular knife and the feeding table are installed horizontally to ensure stable conveying, and the fastest speed exceeds 60 sheets per minute (the linear speed of the circular knife must reach 80 meters or more, or the fastest speed of the circular knife).

8, The margin is greater than 2mm, and the accuracy is guaranteed within 0.10mm;

Auto Welding Machine



Technical parameter

Welding frequency	100-400Hz
Welding speed	15m-20m/min
Production speed	30-60cans/min
Can inner diameter	Φ80mm-175mm
Can height	160mm-350mm
Sheet thickness	0.18mm-0.3mm
Copper wire	Φ1.38mm-1.5mm
Overlap	0.4mm-1.0mm
Power consumption	35kw
Weight	About 3000kg
Dimension (L*W*H)	1600mm*1500mm*2000mm

Features of Welding machine:

Advanced design concept, this machine can realize the production process of iron collection, kneading, rounding and welding; Electrical control system adopts Mitsubishi or Omron programmable PLC controller, servo system and Mitsubishi motion control system to constitute intelligent digital control module;

The main electrical and pneumatic components are used internationally renowned brands, such as Schneider in France, Siemens in Germany, Mitsubishi in Japan, Omron in Japan, Delta in Taiwan, SMC in Japan, and Airtac in Taiwan.

Adopt Chinese and English HMI to do relevant adjustments, equipment fault alarm, it is easy to do fault detection and the fault is quickly eliminated;

Change can type conveniently and quickly. Can pushing and feeding are used servo motors to make operation more convenient.



Unique mechanical structure, the main parts are used durability imported steel, super wear-resistant ceramics and hard alloy, etc.

The rounding machine has a unique design concept, has superior iron kneading function, and the reasonable design structure also plays a role in anti-scratching the can body. At the same time, it also guarantees that the product appearance is more perfect. Rounding machine lifting platform adopts scissors structure, which is more reliable and stable than traditional hydraulic lifting;

The unique intelligent speed control system, comes with the precise clutch to controls the distance between the can effectively (to be adjustable between 1mm and 3mm), it can save unnecessary copper wire and effectively saving costs.

The cooling system adopts advanced water flow control device. If the water flow cannot reach the normal setting, the equipment will automatically alarm and stop working, it is good for cooling system protecting, especially to ensure the service life of the consumable welding wheel.

It may add mercury-free welding system and remote control device.



External Spray Conveying Machine



Major parameters	
Applicable tank diameter	Φ52mm*Φ350mm
Applicable tank height	60-600mm
coating speed	10-45m/min
External repainting width	10-16m/min
Compressed air	0.4MPA/CM2
equipment power	50/60Hz P=400W
voltage	UVW 380V 50/60HZ
Dimensions(L*W*H)	1800*600*1300mm
Total Weight	500kg


Features of External Spray Conveying Machine:

The machine uses Japanese Omron PLC programmable controller, color touch control terminal (touch screen) and pneumatic components adopt Taiwan AirTAC.

The transmission supporter is made of special custom heavy-duty aluminum alloy.

The conveyor belt uses a seamless belt steel timing belt which is more durable and stable.

Conveying external spraying machine adopts spraying type and roller coating type, both schemes are available for users to choose



Energy-saving Drying Machine





Features of Energy-saving Drying Machine:

After repeated testing, research and transformation, the main feature of this machine is energy saving. Each burner needs only 0.5-2KW, easy to operate.

It uses Japanese Omron color touch control terminal (touch screen), Japanese Omron PLC programmable controller, Japanese Omron intermediate relay; French Schneider inverter, French Schneider contactor and so on.

The transmission supporter adopts a special custom-made heavy-duty aluminum alloy; it is also equipped with an imported wear-resistant belt with no seam belt, the aluminum alloy and the imported belt contact surface is attached with a wear-resistant strip of 1mm to reduces friction to improves durability

The conveying adopts the lower conveying type, which is easy to operate and ensures that the distance between the weld and the furnace head is unchanged. It only heats the repair area and does not generate heat around the periphery. Each burner can be set intelligently and heated individually or continuously.




DZ Auto Round Can Production Line



II .Major technical parameters

Production capacity (cans/min)	60
Diameter(mm)	60-180
Can Height(mm)	65-320
Thickness of tinplate (mm)	0.16-0.4
Total Power (kw)	12
Voltage (v)	380



Quick speed seaming head with six rollers




Jig of being quick in changing can types



Adjust the machine head's height automatically with one key click



Smooth conveying working track



Facilitate adjustment of lid feeding device



Change the flanging mold speedily



The power supply work rate	80 kva
The input voltage, three phase four wire	380~440v
Frequency	50, 60 HZ
Production capacity	25 ~ 30 cans per minute
Applicable tank diameter	126-176
Apply high pot	175-280mm
Equipment net weight	about 1600 kg
Dimension	3170*1540*2670(mm)

Automatic Feeding Double Head Ear Welder

1. Simple operation and convenient control


It adopts CP1H series PLC of Japan's Omron Company for control, and the operation interface adopts WEINVIEW series control panel operation. The main drive system uses Inovance servo motor for precise positioning control.

2. Accurate positioning, stable and reliable

Servo motor is used for can feeding positioning, and the controller uses Inovance servo for precise positioning control.

3. The system is safe and reliable

The equipment is equipped with an emergency stop button. Press the emergency stop button, the equipment stops working. Each control link is equipped with overload protection and short circuit protection.



whatsapp: +86-13707928084

Email: jjyixin2020@gmail.com

Address: Binjiang Avenue (Yanjiang Industrial Base), Jiujiang City, Jiangxi Province, China